

Scaled data based on original data using
LM-79-08 Approved Method: Electrical and Photometric Measurements of Solid-
State Lighting Products

Test Report Prepared for
Cooper Lighting Solutions
(formerly Eaton)

Brand: STREETWORKS

Report Number: P652647

Luminaire Tested: **GLAN-SA1C-840-U-5NQ-GRSWH**

Issue Date: 5/27/2021

Test Information

Test Method: LM-79-08
Report Number: P652647
TEST IS SCALED FROM IESNA LM-79-08 TEST DATA (G3-2011-057-6)
Test Lab: INNOVATION CENTER
Issue Date: 5/27/2021
Manufacturer: COOPER LIGHTING SOLUTIONS (FORMERLY EATON)
Product Line: STREETWORKS
Catalog Number: GLAN-SA1C-840-U-5NQ-GRSWH
Description: GALLEON AREA AND ROADWAY LUMINAIRE
(1) 80 CRI, 4000K, 1050mA LIGHTSQUARE WITH 16 LEDS AND TYPE V NARROW OPTICS WITH WHITE GLARE REDUCTION SHIELD
Light Source: -
Ballast/Driver: ELECTRONIC DRIVER

Summary

Lumens per Lamp: N/A
Luminaire Lumens: 5388.3 lumens
Efficiency: N/A
Efficacy: 94.5 lumens/watt
Luminous Opening: Rectangular (W 0.5' x L: 0.5' x H: 0')
IES Classification: Type V - Short
BUG Rating: B2 - U0 - G1

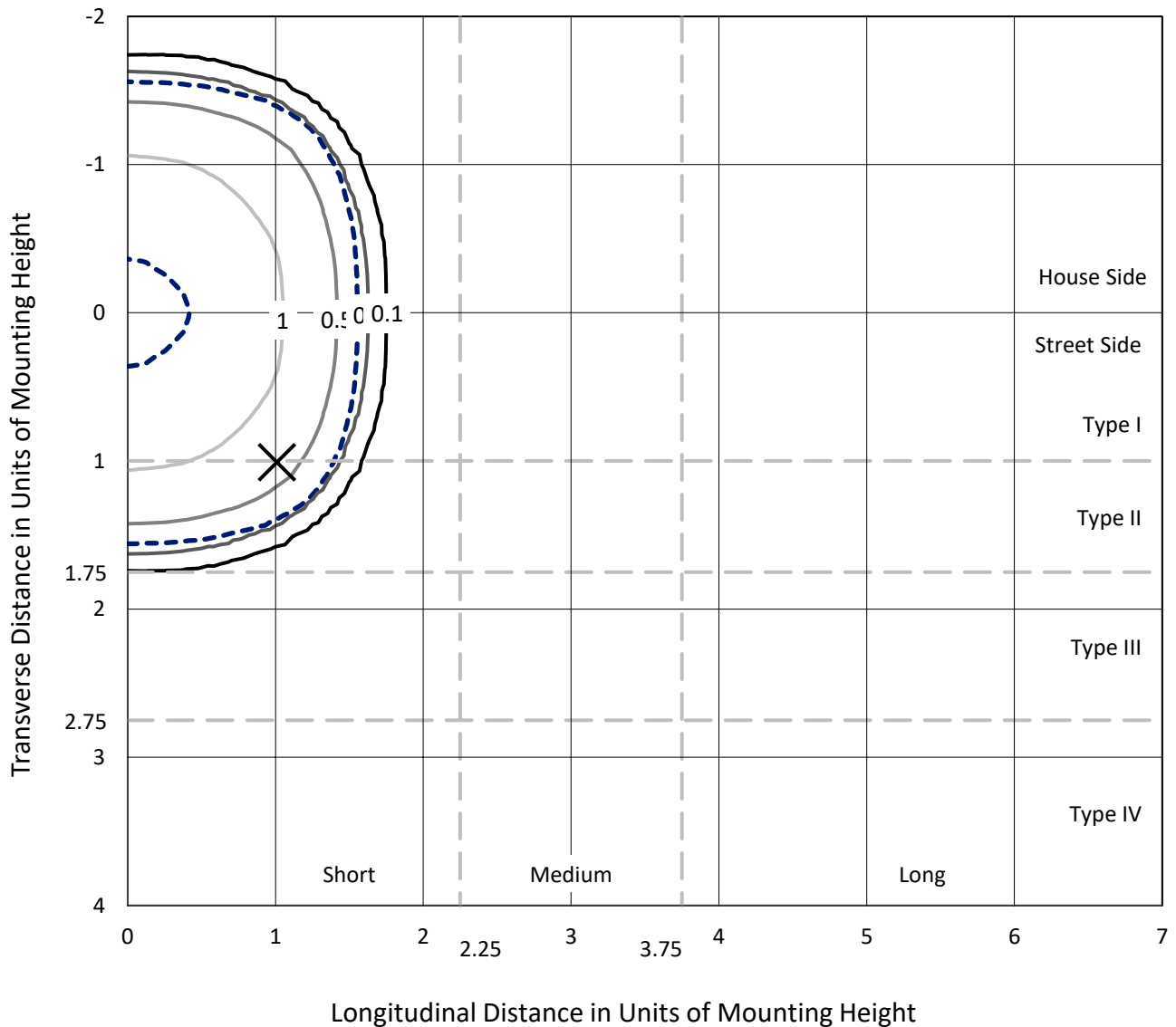
Input Watts (W): 57
Input Voltage (V): NR
Input Current (Ain): NR
Voltage Rise (V): NR
Power Factor: NR
Total Harmonic Distortion (THDi): NR
Frequency (hertz): 60
Stabilization Time: NR
Operation Time: NR
Ambient Temperature (°C): NR
Test Distance: 24 FT



REPORT NUMBER: P652647
 CATALOG NUMBER: GLAN-SA1C-840-U-5NQ-GRSWH

Iso-Footcandle Lines of Horizontal Illumination

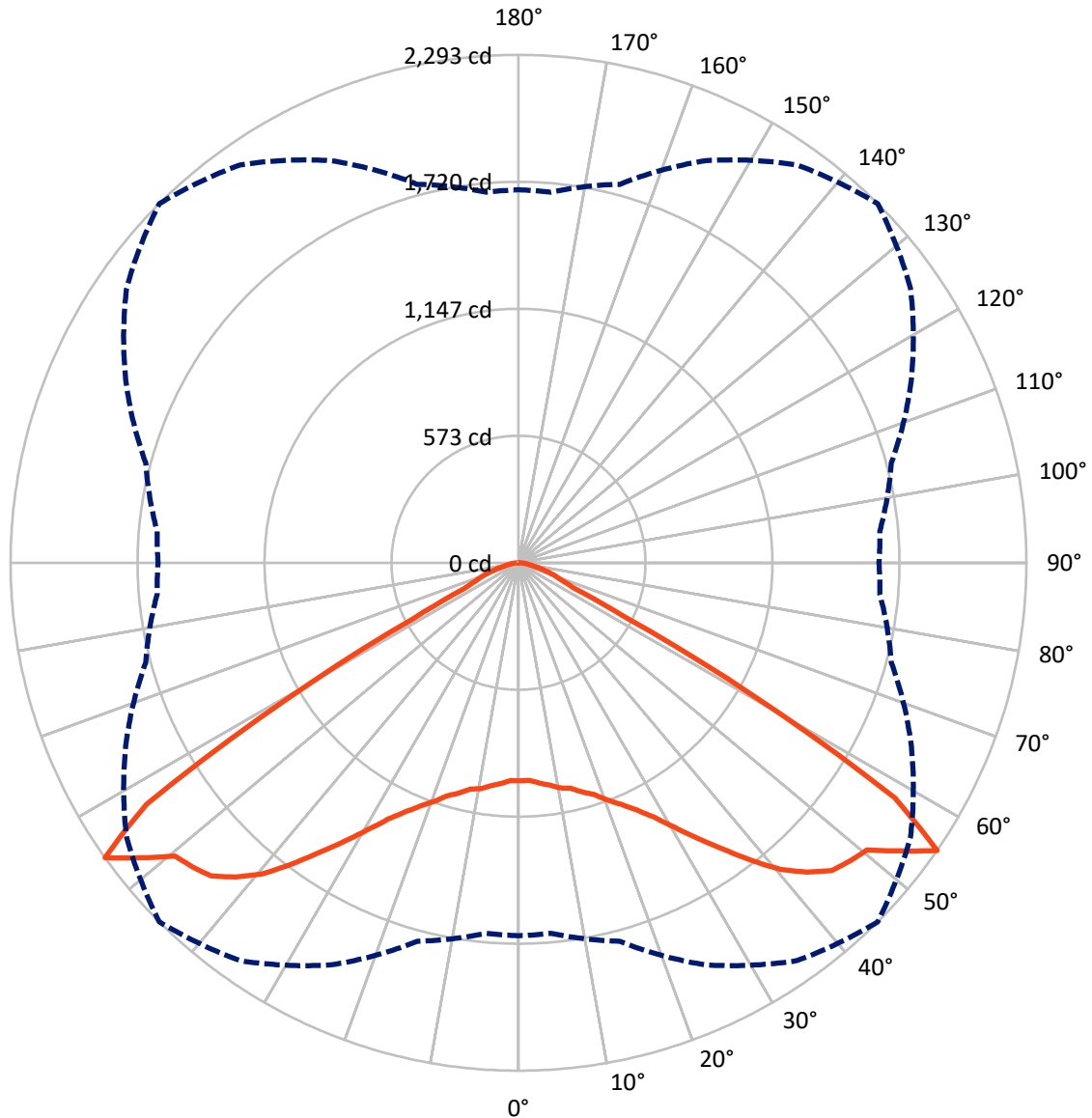
× Max cd
 - - - 1/2 Max cd



Based on 25 foot mounting height. Maximum calculated value = 1.6 fc
 Type V - Short - N/A

REPORT NUMBER: P652647
CATALOG NUMBER: GLAN-SA1C-840-U-5NQ-GRSWH

Luminous Intensity Polar Plot



— Vertical Plane Through 45-Deg Lateral - - - Horizontal Cone Through 55-Deg Vertical

REPORT NUMBER: P652647
 CATALOG NUMBER: GLAN-SA1C-840-U-5NQ-GRSWH

FLUX DISTRIBUTION:

		Downward	Upward	Total
House Side	Lumens	2694.1	0.0	2694.1
	% Fixture	50.0	0.0	50.0
Street Side	Lumens	2694.1	0.0	2694.1
	% Fixture	50.0	0.0	50.0
Total	Lumens	5388.3	0.0	5388.3
	% Fixture	100.0	0.0	100.0

ZONAL LUMENS:

Zone	Lumens	% Fixture
0°-10°	96.1	1.8
10°-20°	304.5	5.7
20°-30°	567.8	10.5
30°-40°	950.8	17.6
40°-50°	1479.4	27.5
50°-60°	1536.1	28.5
60°-70°	325.8	6.0
70°-80°	107.3	2.0
80°-90°	20.4	0.4
90°-100°	0.0	0.0
100°-110°	0.0	0.0
110°-120°	0.0	0.0
120°-130°	0.0	0.0
130°-140°	0.0	0.0
140°-150°	0.0	0.0
150°-160°	0.0	0.0
160°-170°	0.0	0.0
170°-180°	0.0	0.0
0°-90°	5388.3	100.0
0°-180°	5388.3	100.0

Coefficient of Utilization

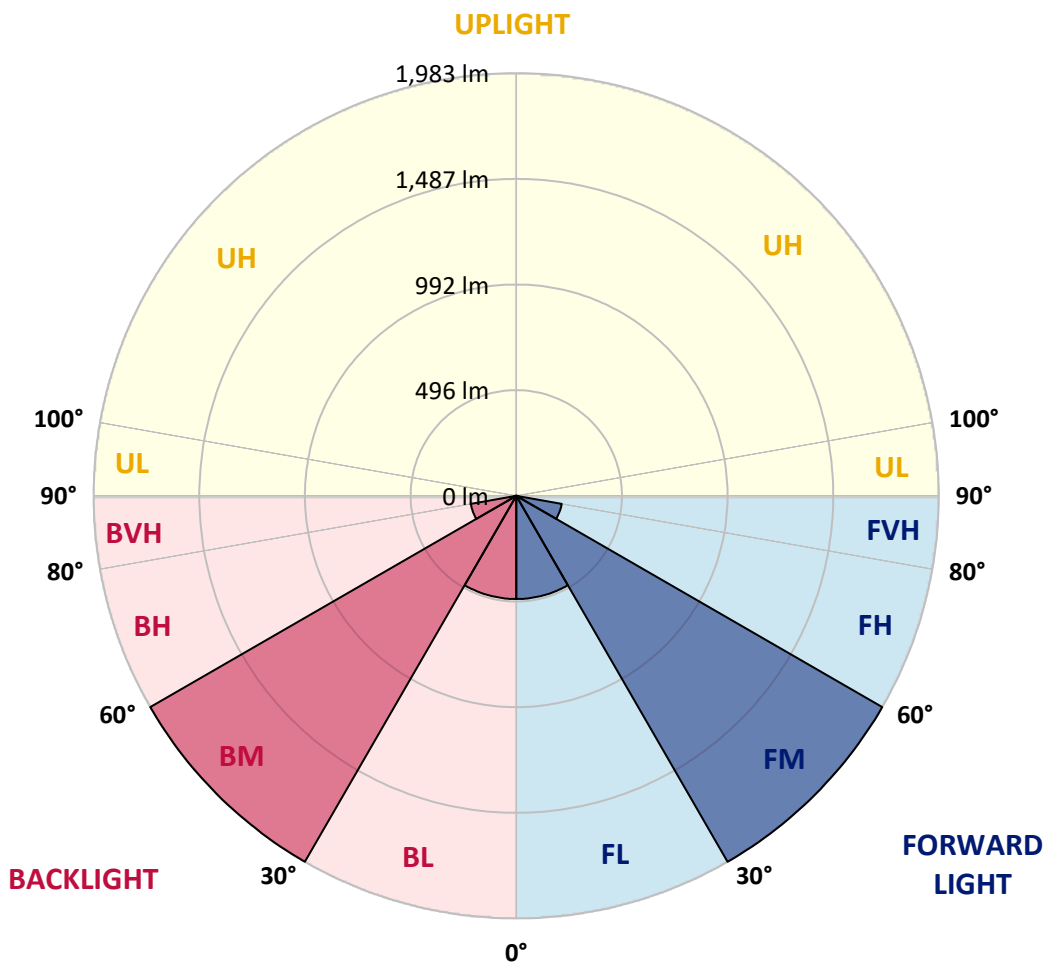


REPORT NUMBER: P652647
 CATALOG NUMBER: GLAN-SA1C-840-U-5NQ-GRSWH

LUMINAIRE CLASSIFICATION SYSTEM LUMEN TABLE AND BUG RATING:

Zone	Lumens	% Fixture	Zone Rating/Lumen Limit		
			B	U	G
FL (0°-30°)	484.2	9.0			
FM (30°-60°)	1983.2	36.8			
FH (60°-80°)	216.5	4.0			G0/660
FVH (80°-90°)	10.2	0.2			G1/100
BL (0°-30°)	484.2	9.0	B1/500		
BM (30°-60°)	1983.2	36.8	B2/2500		
BH (60°-80°)	216.5	4.0	B1/500		G0/660
BVH (80°-90°)	10.2	0.2			G1/100
UL (90°-100°)	0.0	0.0		U0/0	
UH (100°-180°)	0.0	0.0		U0/0	

BUG Rating: B2-U0-G1
 Type V Short





REPORT NUMBER: P652647

CATALOG NUMBER: GLAN-SA1C-840-U-5NQ-GRSWH

CANDELA DISTRIBUTION (FULL):

	0°	5°	15°	25°	35°	45°	55°	65°	75°	85°	90°
0°	983.8	983.8	983.8	983.8	983.8	983.8	983.8	983.8	983.8	983.8	983.8
2.5°	995.6	991.0	983.1	989.0	993.6	983.8	987.8	989.7	988.3	983.1	985.1
5°	1009.9	1007.3	1000.8	1005.3	999.4	999.4	995.6	990.4	998.2	996.8	1000.1
7.5°	1009.9	1006.6	1019.6	1011.1	1013.7	1013.7	1007.3	1002.1	1005.9	1000.1	996.8
10°	1030.1	1034.6	1028.7	1030.7	1029.4	1033.9	1024.2	1021.0	1017.7	1015.8	1011.8
12.5°	1054.1	1050.9	1052.8	1051.5	1056.1	1044.4	1038.6	1031.3	1037.2	1028.7	1034.6
15°	1073.7	1071.7	1073.7	1078.9	1074.3	1073.7	1063.3	1056.1	1047.0	1048.9	1039.8
17.5°	1100.4	1098.4	1099.1	1103.6	1103.0	1099.7	1091.9	1078.2	1075.0	1069.8	1063.9
20°	1140.1	1136.9	1135.5	1137.5	1140.7	1143.3	1127.7	1122.5	1111.5	1103.0	1093.2
22.5°	1174.0	1172.6	1177.8	1169.4	1176.6	1184.4	1169.4	1166.8	1139.5	1134.8	1124.5
25°	1220.8	1218.9	1215.6	1227.9	1236.4	1235.8	1221.5	1207.2	1186.3	1181.1	1181.1
27.5°	1270.3	1259.2	1276.1	1279.4	1294.4	1298.9	1286.6	1265.8	1246.2	1235.2	1237.8
30°	1332.1	1321.7	1325.7	1349.1	1368.6	1385.5	1354.3	1323.7	1296.3	1276.8	1273.5
32.5°	1394.0	1383.6	1395.3	1418.1	1457.2	1482.6	1452.0	1398.6	1366.7	1338.0	1343.9
35°	1444.2	1452.0	1470.8	1505.4	1545.8	1586.7	1537.9	1496.9	1451.3	1419.4	1424.0
37.5°	1524.9	1549.0	1563.9	1603.7	1661.0	1703.3	1652.5	1599.1	1550.3	1508.6	1494.3
40°	1630.4	1646.7	1663.6	1710.4	1778.2	1820.5	1772.3	1702.6	1654.5	1611.5	1609.5
42.5°	1746.3	1761.9	1779.5	1836.7	1877.1	1909.1	1864.7	1827.7	1774.3	1740.4	1738.4
45°	1881.1	1870.0	1889.5	1927.2	1961.1	1982.0	1953.3	1935.1	1896.7	1865.4	1862.1
47.5°	1970.9	1961.1	1996.3	2030.2	2035.4	2012.6	2018.4	2035.4	1995.0	1943.6	1959.9
50°	2023.0	2023.0	2046.4	2077.7	2067.9	2038.6	2084.8	2086.2	2045.7	2000.2	2000.2
52.5°	1932.4	1952.6	2019.1	2121.3	2153.9	2162.3	2151.9	2107.6	2002.2	1909.1	1904.4
55°	1683.8	1679.2	1769.0	2003.4	2192.9	2293.2	2160.4	1956.6	1742.4	1637.5	1627.1
57.5°	1095.2	1100.4	1234.5	1473.4	1815.3	2002.2	1778.2	1491.7	1234.5	1089.9	1103.6
60°	492.9	510.5	591.9	770.3	1063.9	1216.3	1066.5	809.3	621.2	539.1	546.3
62.5°	283.2	286.4	289.7	343.8	453.1	535.9	470.7	363.3	320.3	306.0	306.0
65°	238.9	237.0	237.7	242.2	253.9	270.9	263.7	253.9	255.2	253.9	252.0
67.5°	203.2	205.7	203.8	207.1	207.7	210.3	214.9	218.7	219.4	220.8	219.4
70°	166.7	167.4	168.6	171.2	171.9	173.8	180.4	183.6	185.5	185.5	188.1
72.5°	127.6	127.0	128.3	130.9	134.1	134.8	140.6	145.2	147.8	144.6	145.2
75°	84.0	84.6	86.6	88.6	93.1	97.6	99.7	104.2	104.8	106.1	102.9
77.5°	50.1	51.5	53.4	57.3	61.2	65.1	69.6	72.9	74.3	72.9	69.0
80°	32.5	32.5	35.2	38.4	43.0	46.3	48.9	51.5	53.4	51.5	50.1
82.5°	20.2	20.2	23.5	27.3	30.6	32.5	36.5	39.7	41.6	40.4	38.4
85°	10.4	11.1	13.7	16.9	19.5	20.9	20.2	18.2	16.3	15.6	14.3
87.5°	3.3	3.3	3.9	3.9	3.3	3.3	3.9	3.3	3.9	3.9	3.9
90°	0.0	0.0	0.0	0.0	0.0	0.0	0.0	0.0	0.0	0.0	0.0

(END OF REPORT)